

Introductory sub-table (I)(a)

Name of the Company: ROSE MERC LIMITED

Scrip Code, Name of the scrip, class of security: 512115, ROSEMER, Equity

Quarter ended: June 30, 2015

Partly paid-up shares:- No. of partly paid-up shares paid-up shares As a % of total no. of shares of the company As a % of total no. of shares of the company

Held by promoter/promoter group	0	0	0
Held by public	0	0	0
Total	0	0	0

Outstanding convertible securities:- No. of outstanding securities securities As a % of total no. of outstanding convertible securities As a % of total no. of shares of the company, assuming full conversion of the convertible securities

Held by promoter/promoter group	0	0	0
Held by public	0	0	0
Total	0	0	0

Warrants:- No. of warrants As a % of total no. of warrants As a % of total no. of shares of the company, assuming full conversion of warrants

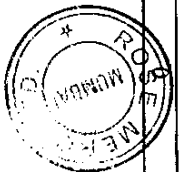
Held by promoter/promoter group	0	0	0
Held by public	0	0	0
Total	0	0	0

Total paid-up capital of the company, assuming full conversion of warrants and convertible securities 9960000 0 0




Statement Showing Shareholding Pattern


Table I(a)									
Category of Shareholder code	Category of Shareholder	Number of Shares	Total number of shares	Number of shares held in dematerialized form	As a percentage of(A+B) ¹	As a percentage of (A+B+C)	Number of shares	As a percentage	Shares Pledged or otherwise encumbered
(I)	(II)	(III)	(IV)	(V)	(VI)	(VII)	(VIII)	(IX) = (VIII)/(IV)*100	
(A)	Shareholding of Promoter and Indian								
(a)	Individuals/Hindu Undivided Family								
(b)	Central Government/ State Government(s)	2	7300	7300	0.73	0.73	0	0.00	
(c)	Bodies Corporate	0	0	0	0.00	0.00	0	0	
(d)	Financial Institutions/ Banks	0	0	0	0.00	0.00	0	0	
(e)	Any Others(Specify)	0	0	0	0.00	0.00	0	0	
	Sub Total(A)(I)	2	7300	7300	0.73	0.73	0	0.00	
2	Foreign								
a	Individuals (Non-Residents Individuals/ Foreign Individuals)	0	0	0	0.00	0.00	0	0	
b	Bodies Corporate	0	0	0	0.00	0.00	0	0	
c	Institutions	0	0	0	0.00	0.00	0	0	
d	Qualified Foreign Investor	0	0	0	0.00	0.00	0	0	
e	Any Others(Specify)	0	0	0	0.00	0.00	0	0	



	Sub Total(A)(2)	0	0	0	0.00	0.00	0	0.00
	Total Shareholding of Promoter and	2	7300	7300	0.73	0.73	0	0.00
	(B) Public shareholding						NA	NA
	1 Institutions							
	(a) Mutual Funds/ UTI	0	0	0	0.00	0.00	-	-
	(b) Financial Institutions / Banks	0	0	0	0.00	0.00	-	-
	(c) Central Government/ State Government(s)	0	0	0	0.00	0.00	-	-
	(d) Venture Capital Funds	0	0	0	0.00	0.00	-	-
	(e) Insurance Companies	0	0	0	0.00	0.00	-	-
	(f) Foreign Institutional Investors	0	0	0	0.00	0.00	-	-
	(g) Foreign Venture Capital Investors	0	0	0	0.00	0.00	-	-
	(h) Qualified Foreign Investor	0	0	0	0.00	0.00	-	-
	(i) Any Other (specify)	0	0	0	0.00	0.00	-	-
	Sub-Total (B)(1)	0	0	0	0.00	0.00	-	-
	B 2 Non-institutions							
	(a) Bodies Corporate	35	123507	102492	12.40	12.40	-	-
	(b) Individuals						-	-
	I Individuals - i. Individual shareholders holding nominal share capital up to Rs 1 lakh	446	484484	441334	48.64	48.64	-	-
	II ii. Individual shareholders holding nominal share capital in excess of Rs. 1 lakh.	14	380609	345009	38.21	38.21	-	-
	(c) Qualified Foreign Investor	0	0	0	0.00	0.00	-	-
	(d) Any Other (specify)	0	0	0	0.00	0.00	-	-
	(d-1) Foreign Nationals (NRI -Repat)	1	100	100	0.01	0.01	-	-
	Sub-Total (B)(2)	496	988700	888935	99.27	99.27	-	-



(B)	Total Public Shareholding (B)= (B)(1)+(B)(2)	496	988700	888935	99.27	99.27	-	-	-	-
	TOTAL (A)+(B)	498	996000	896235	100.00	100.00	0	0	0.00	0
(C)	Shares held by Custodians and against which Depository Receipts have been issued									
1	Promoter and Promoter Group	0	0	0	0	0.00	0	0	0	0
2	Public	0	0	0	0	0.00	0	0	0	0
	Sub-Total (C)	0	0	0	0	0	0	0	0	0
	GRAND TOTAL (A)+(B)+(C)	498	996000	896235	100.00	100.00	0	0	0.00	0



Sr.No	Notes
1	
2	
3	
4	
5	
6	
7	
8	
9	



(1)(b) Statement showing holding of securities (including shares, warrants, convertible securities) of persons belonging to the category "Promoter and Promoter Group"

Sr. No.	Name of the shareholder	Details of Shares held		Encumbered shares (*)		Details of warrants		Details of convertible securities		Total shares (including underlying shares assuming full conversion of warrants and convertible securities) as a % of diluted share capital	
		Number of shares held	As a % of grand total (A)+(B)+(C)	No.	As a percentage (V)=(VI)/(III)*100	As a % of grand total (A)+(B)+(C) of sub-clause (D)(a)	Number of warrants held	As a % total number of warrants of the same class	Number of convertible securities held		As a % total number of convertible securities of the same class
(i)	(ii)	(iii)	(iv)	(v)	(vi)=(v)/(iii)*100	(vii)	(viii)	(ix)	(x)	(xi)	(xii)
1	KIRTI SAVLA	7200	0.72	0	0.00	0.00	0	0	0	0	0.72
2	CHE TAN DOGRA	100	0.01	0	0.00	0.00	0	0	0	0	0.01
TOTAL		7300	0.73	0	0.00	0.00	0	0	0	0	0.73

(*) The term "encumbrance" has the same meaning as assigned to it in regulation 28(3) of the SAST Regulations, 2011



(D)(c)(i) Statement showing holding of securities (including shares, warrants, convertible securities) of persons belonging to the category "Public" and holding more than 1% of the total number of shares

Sr. No.	Name of the shareholder	Number of shares held	Shares as a percentage of total number of shares i.e., Grand Total (A)+(B)+(C) indicated in Statement at para (D)(a) above}	Details of warrants		Details of convertible securities		Total shares (including underlying shares assuming full conversion of warrants and convertible securities) as a % of diluted share capital
				Number of warrants held	As a % total number of warrants of the same class	Number of convertible securities held	% w.r.t total number of convertible securities of the same class	
1	VIVEK MALIK	88582	8.89	0	0	0	0	8.89
2	SHAKUN HOLDINGS PR	86700	8.70	0	0	0	0	8.70
3	ANITA GUPTA	43165	4.33	0	0	0	0	4.33
4	K SAMBA MURTHY	39640	3.98	0	0	0	0	3.98
5	TRIGUN KATOCH	35050	3.52	0	0	0	0	3.52
6	SANT LAL KHANEJA & S	33704	3.38	0	0	0	0	3.38
7	RACHITA SHARMA	31163	3.13	0	0	0	0	3.13
8	CHEITAN DOGRA	22950	2.30	0	0	0	0	2.30
9	KOMAL DEVGAN	15458	1.55	0	0	0	0	1.55
10	RAJU M. SHAH	15100	1.52	0	0	0	0	1.52
11	MADAN GUPTA	12500	1.26	0	0	0	0	1.26
12	SUDHIR SEHGAL	12500	1.26	0	0	0	0	1.26
13	JIGNESH BHATT	10450	1.05	0	0	0	0	1.05
14	BHARATI CHIKANI	10297	1.03	0	0	0	0	1.03
15	HEMANT BHATT	10050	1.01	0	0	0	0	1.01
16	ANCHAL	10000	1.00	0	0	0	0	1.00
17	MEERA SUD	10000	1.00	0	0	0	0	1.00
TOTAL		487309	48.93	0	0	0	0	48.93



(D)(c)(ii) Statement showing holding of securities (including shares, warrants, convertible securities) of persons (together with PAC) belonging to the category "Public" and holding more than 5% of the total number of shares of the company

Sr. No.	Name(s) of the shareholder(s) and the Persons Acting in Concert (PAC) with them	Number of shares	Shares as a percentage of total number of shares {i.e., Grand Total (A)+(B)+(C) indicated in Statement at para (D)(a) above}	Details of warrants		Details of convertible securities		Total shares (including underlying shares assuming full conversion of warrants and convertible securities) as a % of diluted share capital
				Number of warrants	As a % total number of warrants of the same class	Number of convertible securities held	% w.r.t total number of convertible securities of the same class	
1	VIVEK MALIK	88582	8.89	0	0	0	0	8.89
2	SHAKUN HOLDINGS PVT LTD	86700	8.70	0	0	0	0	8.70
TOTAL		175282	17.59	0	0	0	0	17.59




(1)(d) Statement showing details of locked-in shares

Sr. No.	Name of the shareholder	Number of locked-in shares	Locked-in shares as a percentage of total number of shares {i.e., Grand Total (A)+(B)+(C) indicated in Statement at para (1)(a) above}
1	NIL	0	0.00
TOTAL		0	0.00



(II)(a) Statement showing details of Depository Receipts (DRs)

Sr. No.	Type of outstanding DR (ADRs, GDRs, SDRs, etc.)	Number of outstanding DRs	Number of shares underlying outstanding DRs	Shares underlying outstanding DRs as a percentage of total number of shares {i.e., Grand Total (A)+(B)+(C) indicated in Statement at para (D)(a) above}
1	NIL	0	0	0.00
TOTAL		0	0	0.00



(11)(b) Statement showing holding of Depository Receipts (DRs), where underlying shares held by "promoter/promoter group" are in excess of 1% of the total number of shares

Sr. No.	Name of the DR Holder	Type of outstanding DR (ADRs, GDRs, SDRs, etc.)	Number of shares underlying outstanding DRs	Shares underlying outstanding DRs as a percentage of total number of shares {i.e., Grand Total (A)+(B)+(C) indicated in Statement at para (1)(a) above}
1	NIL	0	0	0.00
TOTAL				0.00

