


Introductory sub-table (I)(a)

Name of the Company: Rose Merc Limited

Script Code BSE/ASE, Name of the scrip, class of security: 512115/50147, ROSEMER, Equity

Quarter ended: 30/09/2015

	No. of partly paid-up shares	As a % of total no. of partly paid-up shares	As a % of total no. of shares of the company
Partly paid-up shares:-			
Held by promoter/promoter group	0	0	0
Held by public	0	0	0
Total	0	0	0
Outstanding convertible securities:-	No. of outstanding securities	As a % of total no. of outstanding convertible securities	As a % of total no. of shares of the company, assuming full conversion of the convertible securities
Held by promoter/promoter group	0	0	0
Held by public	0	0	0
Total	0	0	0
Warrants:-	No. of warrants	As a % of total no. of warrants	As a % of total no. of shares of the company, assuming full conversion of warrants
Held by promoter/promoter group	0	0	0
Held by public	0	0	0
Total	0	0	0
<b>Total paid-up capital of the company, assuming full conversion of warrants and convertible securities</b>			
9,960,000			



**Statement Showing Shareholding Pattern**

Table (I)(a)									
Category of Shareholder	Number of Shares	Total number of shares	Number of shares held in dematerialized form	As a percentage of (A+B) <sup>1</sup>	As a percentage of (A+B+C)	Number of shares	As a percentage	Number of Shares Pledged or otherwise encumbered	As a percentage
(I)	(II)	(III)	(IV)	(V)	(VI)	(VII)	(VIII)	(IX) = (VIII)/(IV)*100	
(A) Shareholding of Promoter and Promoter Group <sup>2</sup>									
1 Indian									
(a) Individuals/ Hindu Undivided Family									
(b) Central Government/ State Government(s)	1	7200	7200	0.72	0.72	0	0.00		
(c) Bodies Corporate	0	0	0	0.00	0.00	0	0.00		
(d) Financial Institutions/ Banks	0	0	0	0.00	0.00	0	0.00		
(e) Any Others (Specify)	0	0	0	0.00	0.00	0	0.00		
<b>Sub Total(A)(1)</b>	<b>1</b>	<b>7200</b>	<b>7200</b>	<b>0.72</b>	<b>0.72</b>	<b>0</b>	<b>0.00</b>		
2 Foreign									
a Individuals (Non-Residents Individuals/ Foreign Individuals)	0	0	0	0	0	0	0		
b Bodies Corporate	0	0	0	0	0	0	0		
c Institutions	0	0	0	0	0	0	0		




d	Qualified Foreign Investor	0	0	0	0	0	0	0	0	0	0	0	0	0	0	0	0	0	0
e	Any Others(Specify)	0	0	0	0	0	0	0	0	0	0	0	0	0	0	0	0	0	0
	Sub Total(A)(2)	0	0	0	0	0	0.00	0.00	0	0	0	0	0	0	0	0	0	0	0
	Total Shareholding of Promoter and Promoter Group (A) = (A)(1)+(A)(2)	1	7200	7200	7200	0.72	0.72	0	0	0	0	0	0	0	0	0	0	0	0
(B)	Public shareholding																		
I	Institutions																		
(a)	Mutual Funds/ UTI	0	0	0	0	0	0	0	0	0	0	0	0	0	0	0	0	0	0
(b)	Financial Institutions / Banks	0	0	0	0	0	0	0	0	0	0	0	0	0	0	0	0	0	0
(c)	Central Government/ State Government(s)	0	0	0	0	0	0	0	0	0	0	0	0	0	0	0	0	0	0
(d)	Venture Capital Funds	0	0	0	0	0	0	0	0	0	0	0	0	0	0	0	0	0	0
(e)	Insurance Companies	0	0	0	0	0	0	0	0	0	0	0	0	0	0	0	0	0	0
(f)	Foreign Institutional Investors	0	0	0	0	0	0	0	0	0	0	0	0	0	0	0	0	0	0
(g)	Foreign Venture Capital Investors	0	0	0	0	0	0	0	0	0	0	0	0	0	0	0	0	0	0
(h)	Qualified Foreign Investor	0	0	0	0	0	0	0	0	0	0	0	0	0	0	0	0	0	0
(i)	Any Other (specify)	0	0	0	0	0	0	0	0	0	0	0	0	0	0	0	0	0	0
	Sub-Total (B)(1)	0	0	0	0	0.00	0.00	0	0	0	0	0	0	0	0	0	0	0	0
B 2	Non-institutions																		
(a)	Bodies Corporate	36	131282	110267	13.18	13.18													
(b)	Individuals																		
I	Individuals - i: Individual shareholders holding nominal share capital up to Rs 1 lakh	434	466750	423600	46.85	46.85													
II	ii: Individual shareholders holding nominal share capital in excess of Rs. 1 lakh.	13	346905	311305	34.83	34.83													
(c)	Qualified Foreign Investor	0	0	0	0.00	0.00													
(d)	Any Other (specify)	0	0	0	0.00	0.00													



(d-1)	NON RESIDENT INDIANS (REPAT)												
(e)	Hindu Undivided Family	1	100	100	43763	0.01	0.01	-	-				
		12	43763	43763		4.39	4.39						
	Sub-Total (B)(2)	496	988800	889035		99.28	99.28	N.A.	N.A.				
(B)	Total Public Shareholding (B)= (B)(1)+(B)(2)	496	988800	889035		99.28	99.28	N.A.	N.A.				
	TOTAL (A)+(B)	497	996000	896235		100.00	100.00	0	0.00				
(C)	Shares held by Custodians and against which Depository Receipts have been issued												
1	Promoter and Promoter Group	0	0	0		0	0.00	0	0.00				0.00
2	Public	0	0	0		0	0.00	0	0.00				0
	Sub-Total (C)	0	0	0		0	0	0	0				0
	GRAND TOTAL (A)+(B)+(C)	497	996000	896235		100.00	100.00	0	0.00				0.00




Sr.No	Notes
1	
2	
3	
4	
5	
6	
7	
8	
9	



(D)(b) Statement showing holding of securities (including shares, warrants, convertible securities) of persons belonging to the category "Promoter and Promoter Group"

Sr. No.	Name of the shareholder	Details of Shares held			Encumbered shares (*)			Details of warrants			Details of convertible securities	Total shares (including underlying shares assuming full conversion of warrants and convertible securities) as a % of diluted share capital
		(i) Number of shares held	(ii) As a % of grand total (A)+(B)+(C)	(iii) No.	(iv) As a percentage (V)=(VI)/(III)*100	(v) As a % of grand total (A)+(B)+(C) of sub-clause (D)(a)	(vi) Number of warrants held	(vii) As a % total number of warrants of the same class	(viii) Number of convertible securities held	(ix) As a % total number of convertible securities of the same class		
1	Kirti Chuntal Savla	7200	0.72	0	0.00	0.00	0	0	0	0	0	0.72
<b>TOTAL</b>		<b>7200</b>	<b>0.72</b>	<b>0</b>	<b>0.00</b>	<b>0.00</b>	<b>0</b>	<b>0</b>	<b>0</b>	<b>0</b>	<b>0</b>	<b>0.72</b>

(\*) The term "encumbrance" has the same meaning as assigned to it in regulation 28(3) of the SAST Regulations, 2011



(D)(c)(i) Statement showing holding of securities (including shares, warrants, convertible securities) of persons belonging to the category "Public" and holding more than 1% of the total number of shares

Sr. No.	Name of the shareholder	Number of shares held	Shares as a percentage of total number of shares (i.e., Grand Total (A)+(B)+(C) indicated in Statement at para (1)(a) above)	Details of warrants		Details of convertible securities		Total shares (including underlying shares assuming full conversion of warrants and convertible securities) as a % of diluted share capital
				Number of warrants held	As a % of total number of warrants of the same class	Number of convertible securities held	% w.r.t total number of convertible securities of the same class	
1	VIVEK MALIK	88582	8.89	0	0	0	0	8.89
2	SHAKUN HOLDINGS PVT LTD	86700	8.70	0	0	0	0	8.70
3	ANITA GUPTA	43165	4.33	0	0	0	0	4.33
4	K SAMBA MURTHY	39640	3.98	0	0	0	0	3.98
5	TRIGUN CHANDRA KATOCH	35050	3.52	0	0	0	0	3.52
6	SANT LAL KHANEJA & SONS (HUF (MSL))	33704	3.38	0	0	0	0	3.38
7	RACHITA SHARMA	31163	3.13	0	0	0	0	3.13
8	CHEETAN DOGRA	23050	2.31	0	0	0	0	2.31
9	KOMAL DEVGAN	15458	1.55	0	0	0	0	1.55
10	RAJU M. SHAH	15100	1.52	0	0	0	0	1.52
11	MADAN LAL GUPTA	12500	1.26	0	0	0	0	1.26
12	SUDHIR SEHGAL	12500	1.26	0	0	0	0	1.26
13	JIGNESH BHATT	10450	1.05	0	0	0	0	1.05
14	BHARATI BHARAT CHIKANI	10297	1.03	0	0	0	0	1.03
15	HEMANT BHATT	10050	1.01	0	0	0	0	1.01
16	ANCHAL	10000	1.00	0	0	0	0	1.00
17	MEERA SUD	10000	1.00	0	0	0	0	1.00
<b>TOTAL</b>		<b>487409</b>	<b>48.94</b>	<b>0</b>	<b>0</b>	<b>0</b>	<b>0</b>	<b>48.94</b>



(D)(c)(ii) Statement showing holding of securities (including shares, warrants, convertible securities) of persons (together with PAC) belonging to the category "Public" and holding more than 5% of the total number of shares of the company

Sr. No.	Name(s) of the shareholder(s) and the Persons Acting in Concert (PAC) with them	Number of shares	Shares as a percentage of total number of shares i.e., Grand Total (A)+(B)+(C) indicated in Statement at para (I)(a) above}	Details of warrants		Details of convertible securities		Total shares (including underlying shares assuming full conversion of warrants and convertible securities) as a % of diluted share capital
				Number of warrants	As a % total number of warrants of the same class	Number of convertible securities held	% w.r.t total number of convertible securities of the same class	
1	VIVEK MALIK	88582	8.89	0	0	0	0	8.89
2	SHAKUN HOLDINGS PVT LTD	86700	8.70	0	0	0	0	8.70
<b>TOTAL</b>		<b>175282</b>	<b>17.60</b>	<b>0</b>	<b>0</b>	<b>0</b>	<b>0</b>	<b>17.59</b>





(1)(d) Statement showing details of locked-in shares

Sr. No.	Name of the shareholder	Number of locked-in shares	Locked-in shares as a percentage of total number of shares (i.e., Grand Total (A)+(B)+(C) indicated in Statement at para (D)(a) above}
1	NIL	0	0.00
<b>TOTAL</b>		<b>0</b>	<b>0.00</b>



(II)(a) Statement showing details of Depository Receipts (DRs)

Sr. No.	Type of outstanding DR (ADRs, GDRs, SDRs, etc.)	Number of outstanding DRs	Number of shares underlying outstanding DRs	Shares underlying outstanding DRs as a percentage of total number of shares {i.e., Grand Total (A)+(B)+(C) indicated in Statement at para (I)(a) above}
1	NIL	0	0	0.00
<b>TOTAL</b>		<b>0</b>	<b>0</b>	<b>0.00</b>



(II)(b) Statement showing holding of Depository Receipts (DRs), where underlying shares held by "promoter/promoter group" are in excess of 1% of the total number of shares by "promoter/promoter group" are in excess of 1% of the total number of shares

Sr. No.	Name of the DR Holder	Type of outstanding DR (ADRs, GDRs, SDRs, etc.)	Number of shares underlying outstanding DRs	Shares underlying outstanding DRs as a percentage of total number of shares (i.e., Grand Total (A)+(B)+(C) indicated in Statement at para (I)(a) above)
1		0	0	0.00
<b>TOTAL</b>			0	0.00

